

**A-SMAC11 Allis-Chalmers Shop Manual**  
*Models:* B, C, CA, G, RC, WC, WD, WD45, WF


**A-SMAC35 Allis-Chalmers Shop Manual**  
*Models:* 6060, 6070, 6080

**A-SMAC36 Allis-Chalmers Shop Manual**  
*Models:* 8010, 8030, 8050, 8070


**A-SMAC201 Allis-Chalmers Shop Manual**  
*Models:* 160, 170, 175, D10, D12, D14, D15, D17

**A-SMAC202 Allis-Chalmers Shop Manual**  
*Models:* D19, D21, 180, 185, 190, 190XT, 200, 210, 220, 7000, 7010, 7020, 7030, 7040, 7045, 7050, 7060, 7080

**A-SMD1 Deutz/Allis Shop Manual**  
*Models:* 6240, 6250, 6260, 6265



**A-SMFE2 Ferguson Shop Manual**  
*Models:* TE20, T020, T030



**A-SMMF14 Massey-Ferguson Shop Manual**  
*Models:* F40, T035, 202, 204, 35, 50


**A-SMMF27 Massey-Ferguson Shop Manual**  
*Models:* 135, 150, 165

**A-SMMF36 Massey-Ferguson Shop Manual**  
*Models:* 285

**A-SMMF41 Massey-Ferguson Shop Manual**  
*Models:* 670, 690, 698

**A-SMMF42 Massey-Ferguson Shop Manual**  
*Models:* 230, 235, 240, 245, 250

**A-SMMF43 Massey-Ferguson Shop Manual**  
*Models:* 255, 265, 270, 275, 290



**A-SMMF44 Massey-Ferguson Shop Manual**  
*Models:* 3505, 3525, 3545

**A-SMMF45 Massey-Ferguson Shop Manual**  
*Models:* (TRACTOR: 362, 365, 375, 383, 390, 390T, 398)


**A-SMMF46 Massey-Ferguson Shop Manual**  
*Models:* (TRACTOR: 340, 350, 355, 360, 399)

**A-SMMF47 Massey-Ferguson Shop Manual**  
*Models:* (1010, 1020 ALL Standard, Hydra)

**A-SMMM201 Massey-Ferguson Shop Manual**  
*Models:* 95 Serial No. 17300000->


**A-SMMF201 Massey-Ferguson Shop Manual**  
*Models:* 65, 85, 88, SUPER 90, 1080, 1085, 1100, 1105, 1130, 1135, 1150, 1155

**A-SMMF202 Massey-Ferguson Shop Manual**  
*Models:* 175, 180, 205, 210, 220, 2675, 2705, 2745, 2775, 2805



**A-SM0201 Oliver & Cockshutt Shop Manual**  
*Models:* SUPER 99 6 Cyl, 6 Speed, SUPER 99GM 3 Cyl, 6 Speed, 66, SUPER 66, 77, SUPER 77, 88, SUPER 88, 660, 770, SUPER 770, 880, SUPER 880, 99, 950, 990, 995, SUPER 55, 550

**A-SM0202 Oliver & Cockshutt Shop Manual**  
*Models:* 1750, 1800, 1850, 1900, 1950, 1950T, 1550, 1555, 1600, 1650, 1655, G750, 1755, 1855, 1955, 2255




**A-SMW201 White Shop Manual**  
*Models:* 2-70, 2-85, 2-105, 2-150, 2-135, 2-155, 2-30, 2-35, 2-45, 2-62, 55, 2-65, 2-75

Parts are not Original Equipment parts and are not sponsored, affiliated or otherwise connected with any major brand.

**SERVICE MANUALS**

# Service Manuals



**A-SMMM201 Minneapolis-Moline Shop Manual**


*Models:* GTA, GTB, R, U, ZA, ZT, BF, BG, V, GB, UB, ZB, 335, 445, JET STAR, JET STAR 2, JET STAR 3, 4 STAR, 4 STAR SUPER, U302, UB SPECIAL, UTS SPECIAL, 5 STAR, M5, M504, M602, M604, M670, M670 SUPER, GVI, G705, G706, G701, G708, G900, G950, G1000, G1000 VISTA, G1050, G1350

**A-SM0202 Minneapolis-Moline Shop Manual**

*Models:* G550, G750, G850, G940, G955, G1355

**A-SMMM201 B.F. Avery Shop Manual**

*Models:* A, R, V



**A-SMC36 Case/International Shop Manual**

*Models:* 1190, 1290, 1390, 1490, 1690, 1194, 1294, 1394, 1494, 1594

**A-SMC37 Case/International Shop Manual**

*Models:* 2090, 2094, 2290, 2294, 2390, 2394, 2590, 2594

**A-SMC38 Case/International Shop Manual**

*Models:* 1896, 2096

**A-SMC39 Case/International Shop Manual**

*Models:* 385, 485, 585, 685, 885

**A-SMC40 Case/International Shop Manual**

*Models:* (7110, 7120, 7130, 7140 ALL Magnum)

**A-SMC41 Case/International Shop Manual**

*Models:* (5120, 5130, 5140 ALL Maxum)

**A-SMC42 Case/International Shop Manual**

*Models:* 235, 245, 255, 265, 275

**A-SMC203 Case/International Shop Manual**


*Models:* 1070, 1090, 1170, 1175, 1200, 1210, 1212, 1270, 1370, 1410, 1412, 1570, 770, 780, 870, 880 S/N 467870->, 885, 970, 995

**A-SMC201 Case Collections Shop Manual**

*Models:* C, L, LA, S, V, VA, VAC, 200B, 300, 300B, 350, 400B, 500B, 600B, 400, 700B, 800B

**A-SMC202 Case Collections Shop Manual**

*Models:* 1030, 430, 440, 470, 500, 530, 540, 570, 600, 630, 640, 730, 830, 900B, 930



**A-SMIH8 International Harvester (Farmall) Shop Manual**

*Models:* A, B, C, CUB <-1957, H, M, MD, SUPER MTA, MTAD, W6TA, W6TAD

**A-SMIH10 International Harvester (Farmall) Shop Manual**

*Models:* 300, 350, 350D, 400, W400, W400D, 450, W450, W450D

**A-SMIH25 International Harvester (Farmall) Shop Manual**

*Models:* 460, 560, 606, 660, 2606

**A-SMIH32 International Harvester (Farmall) Shop Manual**

*Models:* 706, 756, 806, 856, 2706, 2756, 2856, 21206, 21256, 21456

**A-SMIH50 International Harvester (Farmall) Shop Manual**

*Models:* CUB 154 LO-BOY, CUB 184 LO-BOY, CUB 185 LO-BOY, CUB, CUB LO-BOY

**A-SMIH56 International Harvester (Farmall) Shop Manual**

*Models:* 5088, 5288, 5488

**A-SMIH201 International Harvester (Farmall) Shop Manual**


*Models:* 100, 130, 140, 200, 230, 240, 2404, 2424, 2444, 2504, 274, 284, 330, 340, 354, 384, 404, 424, 444, 504, B275, B414

**A-SMIH202 International Harvester (Farmall) Shop Manual**

*Models:* 544, 656, 666, 686, HYDRO 70, HYDRO 80, HYDRO 84, HYDRO 100, HYDRO 186, 1466, 1468, 1486, 1566, 1568, 1586, 684, 784, 884

**A-SMIH203 International Harvester (Farmall) Shop Manual**

*Models:* 766, 826, 966, 1026, 1066, 454, 464, 484, 574, 584, 674, 786, 886, 986, 1086



**A-SMF04 Ford New Holland Shop Manual**

*Models:* 2N, 8N, 9N

**A-SMF019 Ford New Holland Shop Manual**

**A-SMF020 Ford New Holland Shop Manual**

*Models:* 501, 600, 601, 700, 701, 800, 801, 900, 901, (2000, 4000 ALL 4 Cylinder), 1801


**A-SMF031 Ford New Holland Shop Manual**

*Models:* (2000, 3000, 4000 ALL 3 Cylinder, <-1975)

**A-SMF041 Ford New Holland Shop Manual**

*Models:* 2310, 2600, 2610, 3600, 3610, 4100 1974->, 4110, 4600, 4610 <-1984, 4600SU, 4610SU <-1984

Parts are not Original Equipment parts and are not sponsored, affiliated or otherwise connected with any major brand.




- A-SMF042 Ford New Holland Shop Manual**  
*Models:* 5000, 5600, 5610, 6600, 6610, 6700, 6710, 7000, 7600, 7610, 7700, 7710
- 
- A-SMF043 Ford New Holland Shop Manual**  
*Models:* 2810, 2910, 3910
- 
- A-SMF044 Ford New Holland Shop Manual**  
*Models:* 1100, 1110, 1200, 1210, 1300, 1310, 1500, 1510, 1700, 1710, 1900, 1910
- 
- A-SMF045 Ford New Holland Shop Manual**  
*Models:* TW5, TW15, TW25, TW35
- 
- A-SMF046 Ford New Holland Shop Manual**  
*Models:* 1120, 1220, 1320, 1520, 1720, 1920, 2120
- 
- A-SMF047 Ford New Holland Shop Manual**  
*Models:* 3230, 3430, 3930, 4630, 4830
- 
- A-SMF048 Ford New Holland Shop Manual**  
*Models:* 5640, 6640, 7740, 7840, 8240, 8340
- 
- A-SMF0201 Ford New Holland Shop Manual**  
*Models:* 2000 Super Dexta, 5000 Super Major, 6000, 1000, 1600, 8000, 8600, 8700, 9000, 9600, 9700, TW10, TW20, TW30, DEXTA, MAJOR, POWER MAJOR, SUPER DEXTA, SUPER MAJOR



- A-M311 CLYMER ATV Manual - Honda**  
*Models:* (ATC110, ATC125M, ATC70, ATC90, Fourtrax 125, Fourtrax 70, TRX125 ALL 1970-1987)
- 
- A-M316 CLYMER ATV Manual - Honda**  
*Models:* Odyssey FL250 1977-1984
- 
- A-M326 CLYMER ATV Manual - Honda**  
*Models:* (ATC185, ATC185S, ATC200, ATC200E, ATC200ES, ATC200M, ATC200S, ATC200X ALL 1983-1985)
- 
- A-M347 CLYMER ATV Manual - Honda**  
*Models:* (ATC200X, Fourtrax 200SX ALL 1986-1988)
- 
- A-M455 CLYMER ATV Manual - Honda**  
*Models:* (ATC250, ATC250ES, ATC250SX, Fourtrax 250, TRX200 ALL 1984-1987)
- 
- A-M342 CLYMER ATV Manual - Honda**  
*Models:* ATC250R 1981-1984



- A-M348 CLYMER ATV Manual - Honda**  
*Models:* (ATC250R, Fourtrax 250R, TRX250R ALL 1985-1989)
- 
- A-M433 CLYMER ATV Manual - Honda**  
*Models:* Fourtrax 90 1993-2000
- 
- A-M456-3 CLYMER ATV Manual - Honda**  
*Models:* TRX250X 1987-1992, TRX300EX Fourtrax 1993-2000, TRX300EX Sportrax 2001-2004
- 
- A-M446 CLYMER ATV Manual - Honda**  
*Models:* TRX250 Recon 1997-2002
- 
- A-M346-4 CLYMER ATV Manual - Honda**  
*Models:* (Fourtrax 300, TRX300FW Fourtrax ALL 4x4 (1988-2000)), (Fourtrax 300, TRX300 ALL 1988-2000)
- 
- A-M200 CLYMER ATV Manual - Honda**  
*Models:* TRX350 Rancher 2000-2003
- 
- A-M459-3 CLYMER ATV Manual - Honda**  
*Models:* TRX400FW Foreman 1995-2003
- 
- A-M454-3 CLYMER ATV Manual - Honda**  
*Models:* (TRX400EX Fourtrax, TRX400EX Sportrax ALL 1999-2003)




- A-SMJD4 John Deere Shop Manual**  
*Models:* A Serial No. 499000->, B Serial No. 96000->, G Serial No. 13000->, H, D Serial No. 143800->, M, MT
- 
- A-SMJD10 John Deere Shop Manual**  
*Models:* 50, 60, 70 non-diesel
- 
- A-SMJD16 John Deere Shop Manual**  
*Models:* 520, 530, 620, 630, 720, 730
- 
- A-SMJD21 John Deere Shop Manual**  
*Models:* 1010, 2010
- 
- A-SMJD37 John Deere Shop Manual**  
*Models:* 1020, 1520, 1530, 2020, 2030
- 
- A-SMJD47 John Deere Shop Manual**  
*Models:* 850, 950, 1050
- 
- A-SMJD50 John Deere Shop Manual**  
*Models:* 4030, 4230, 4430, 4630
- 
- A-SMJD56 John Deere Shop Manual**  
*Models:* 2840, 2940, 2950

Parts are not Original Equipment parts and are not sponsored, affiliated or otherwise connected with any major brand.

**SERVICE MANUALS**

# Service Manuals



**A-SMJD57 John Deere Shop Manual**  
*Models:* 4050, 4250, 4450, 4650, 4850

**A-SMJD58 John Deere Shop Manual**  
*Models:* 2150, 2155, 2255, 2350, 2355, 2355N, 2550, 2555

**A-SMJD59 John Deere Shop Manual**  
*Models:* 2750, 2755, 2855, 2955

**A-SMJD60 John Deere Shop Manual**  
*Models:* 4055, 4255, 4455, 4555, 4755, 4955

**A-SMJD61 John Deere Shop Manual**  
*Models:* 655, 755, 756, 855, 856

**A-SMJD62 John Deere Shop Manual**  
*Models:* 655, 770, 870, 970, 1070

**A-SMJD201 John Deere Shop Manual**  
*Models:* (720, 730 ALL Diesel), 40, 320, 330, 420, 430, 440, 80, 435D, 820, 830

**A-SMJD202 John Deere Shop Manual**  
*Models:* 2040, 2510, 2520, 2240, 2440, 2630, 2640, 2840, 4040, 4240, 4440, 4640, 4840

**A-SMJD203 John Deere Shop Manual**  
*Models:* 6030, 3020, 4000, 4020, 4320, 4520, 4620, 3010, 4010, 5010, 5020




**A-M465-3 CLYMER ATV Manual - Kawasaki**  
*Models:* Bayou KLF220 1988-2002, Bayou KLF250 2003

**A-M466-4 Clymer ATV Manual - Kawasaki**  
*Models:* Bayou KLF300 2WD (1986-2004), Bayou KLF300 4WD (1989-2004)

**A-M467 Clymer ATV Manual - Kawasaki**  
*Models:* Bayou KLF400 1993-1999

**A-M470 CLYMER ATV Manual - Kawasaki**  
*Models:* Lakota KEF300 1995-1999, Lakota KEF300 A1-A5

**A-M385 CLYMER ATV Manual - Kawasaki**  
*Models:* Mojave KSF250 1987-2000



**A-SMK201 KUBOTA Shop Manual**  
*Models:* B5100DP, B5100EP, B6100DP, B6100EP, B6100HST-E, B7100DP, B7100HST-D, B7100HST-E, L175, L185DT, L185F, L210, L225, L225DT, L235, L245DT, L245F, L260P, L275, L285P, L285WP, L295DT, L295F, L305, L345, L355SS

**A-MANUALA Service/Owners Manual**  
*Models:* 3/45, 4/65, 10/42, 10/60

**A-MANUALB Service/Owners Manual**  
*Models:* 154

**A-MANUALC Service/Owners Manual**  
*Models:* 245, 253


**A-MANUALD Service/Owners Manual**  
*Models:* 255, 270, 344, 384

**A-MANUALE Service/Owners Manual**  
*Models:* 4/60, UNIVERSAL 3, UNIVERSAL 4

**A-MANUALF Service/Owners Manual**  
*Models:* (245, 262, 272, 282, 462, 472, 482 ALL W/ Quiet Cab)

**A-MANUALH Service/Owners Manual**  
*Models:* (602, 604, 702, 704, 802, 804 ALL W/ Cab)


**A-MANUALK Service/Owners Manual**  
*Models:* 4/25, MINI



**A-SMM1 Mitsubishi Shop Manual**  
*Models:* MT160, MT160D, MT180, MT180D, MT180H, MT180HD, MT210, MT210D, MT250, MT250D, MT300, MT300D


Parts are not Original Equipment parts and are not sponsored, affiliated or otherwise connected with any major brand.

# Service Manuals




**A-IT201** Compilation of SMIT 12,3

*Models:*




**A-SMIT102** Tractors 1916-25

*Models:*




**A-SMRLMS4** Riding Lawn Mower Service Manual, Volume 1

*Models:* SEVERAL




**A-SMRLMS21** Riding Lawn Mower Service Manual, Volume 2

*Models:* SEVERAL



**A-SMRTS3** Rotary Tiller Service Manual

*Models:* SEVERAL




**A-SMSTR3** String Trimmer and Blower Service Manual

*Models:* SEVERAL



**A-SMYGT11** Yard & Garden Tractor Service Manual, Vol 1

*Models:* SEVERAL



**A-SMYGT21** Yard & Garden Tractor Service Manual, Vol 2

*Models:* SEVERAL




**A-SMYGT31** Yard & Garden Tractor Service Manual, Vol 3

*Models:* SEVERAL



**A-SMWLMS5** Walk Behind Lawn Mower Service Manual

*Models:* SEVERAL



**A-SMCSS10** Chain Saw Service Manual

*Models:* SEVERAL

**A-SMCF11** Chain Saw Flat Rate Pricing Guide

*Models:* SEVERAL

Parts are not Original Equipment parts and are not sponsored, affiliated or otherwise connected with any major brand.

**SERVICE MANUALS**


# Service Manuals




**A-SMSSM3 Snowthrower Service Manual**  
Models: SEVERAL



**A-SMSES17 Small Air-Cooled Engine Service Manual, Vol 1**  
Models: SEVERAL



**A-SMSES22 Small Air-Cooled Engine Service Manual, Vol 2**  
Models: SEVERAL



**A-SMLES14 Large Air-Cooled Engine Service Manual, 1988 and Prior, Volume 1**  
Models: SEVERAL




**A-SMLES22 Large Air-Cooled Engine Service Manual, Through 2000, Volume 2**  
Models: SEVERAL



**A-SMSDS3 Small Diesel Engine Service Manual**  
Models: SEVERAL


**A-SMLDS1 Large Diesel Engine Service Manual**  
Models: SEVERAL

**A-SMSEF10 Small & Large Air-Cooled Engine Flat Rate Pricing Guide**  
SEVERAL




**A-SMGS3 Small AC Generator Service Manual**  
Models: SEVERAL

**A-SMGS21 Small AC Generator Service Manual, Volume 2**  
Models: SEVERAL



**A-SMH100 Briggs & Stratton L-head Engine Repair Manual**  
Models: SEVERAL



**A-SMH105 Tecumseh L-head Engine Repair Manual**  
Models: SEVERAL


**A-ITRACK1 I & T Manual Rack (Rotating)**  
Models: SEVERAL

**A-ITRACK2 I & T Manual Rack (Stationary)**  
Models: SEVERAL

Parts are not Original Equipment parts and are not sponsored, affiliated or otherwise connected with any major brand.

## A-SMSSOTM Shop Manual, Master Collection

Models: SEVERAL



**A-ATV1-3** CLYMER ATV Manual - 1974-1987, Volume 1

**A-ATV2-2** CLYMER ATV Manual - 1988-1992, Volume 2



**A-M496** CLYMER ATV Manual - Polaris

Models: (3WD, 4WD, 6WD ALL 1985-1995)

**A-M362** CLYMER ATV Manual - Polaris

Models: Magnum 425 2x4 (1996-1998), Magnum 425 4x4 (1996-1998), Magnum 425 6x6 (1996-1997), Big Boss 500 6x6 (1998)

**A-M363** CLYMER ATV Manual - Polaris

Models: Scrambler 500 4x4 (1997-2000)

**A-M365-3** CLYMER ATV Manual - Polaris

Models: Sportsman 400 2001-2003, Sportsman 500 1996-2003, Sportsman DUSE 2001-2002, Sportsman H.O. 2001-2003, Sportsman RSE 2000, 2002, Worker 500 1997-2000 (International), Xplorer 500 1997



**A-M381** CLYMER ATV Manual - Suzuki

Models: ALT125, ALT185, LT125, LT185

**A-M475** CLYMER ATV Manual - Suzuki

Models: (LT230S, LT250S ALL Chain Drive), (LT230G, LT-F230G ALL Shaft Drive)

**A-M380** CLYMER ATV Manual - Suzuki

Models: LT250R Quad Racer

**A-M483-2** CLYMER ATV Manual - Suzuki

Models: King Quad Runner, Quad Runner, LT-4WD, LT-4WDX, LT-F250

**A-M343** CLYMER ATV Manual - Suzuki

Models: LT-F500F



**A-M499** CLYMER ATV Manual - Yamaha

Models: (YFM80 Badger, YFM80 Moto-4 ALL 1985-2001)

**A-M394** CLYMER ATV Manual - Yamaha

Models: YFM200 1985-1986, (YTM200, YTM225 ALL 1983-1985)

**A-M488-5** CLYMER ATV Manual - Yamaha

Models: YFS200 Blaster 1988-2005

**A-M489-3** CLYMER ATV Manual - Yamaha

Models: YFB250 Timberwolf 1992-1998, YFB250FW Timberwolf 1994-2000, YFM250 Timberwolf 1989-1991

**A-M487-5** CLYMER ATV Manual - Yamaha

Models: YFM350X Warrior 1987-2004

**A-M486-5** CLYMER ATV Manual - Yamaha

Models: YFZ350 Banshee

**A-M490-3** CLYMER ATV Manual - Yamaha


Models: YFM350 Big Bear 2WD (1987-1999), YFM350FW Big Bear 4WD (1987-1999), YFM400 Big Bear 2WD (2000-2004), YFM400FW Big Bear 4WD (2000-2004)

**A-M493** CLYMER ATV Manual - Yamaha

Models: YFM400FW Kodiak

**A-M280-2** CLYMER ATV Manual - Yamaha

Models: YFM660RN/NC Raptor 2001, YFM660RP/RPB Raptor 2002, YFM660R Raptor 2003



**A-SMYM1** Yanmar Shop Manual

Models: YM135, YM135D, YM155, YM155D, YM195, YM195D, YM240, YM240D, YM330, YM330D

Parts are not Original Equipment parts and are not sponsored, affiliated or otherwise connected with any major brand.

**SERVICE MANUALS**